

**National Security Studies Center  
Haifa University**

**The Social Component of National Resilience  
(Following the results of a survey  
conducted in 2009)**

**Prof. Gabriel Ben-Dor**

**Dr. Daphna Canetti**

**Eyal Lewin, M.A.**



# **The Social Component of National Resilience- Background**

**An investigation of national resilience in a given society cannot be established only in objective terms, as the object being researched- “society”, is composed of an aggregate of individuals with subjective beliefs and perceptions.**

**Resilience: A psychological concept reflecting the ability of a given object to withstand pressure/challenge and to demonstrate enough flexibility not to break down and, at the end of the process, to return to its original form.**

## **The Social Component of National Resilience- Background (Continued)**

**The term “National Resilience” metaphorically- The ability of individuals in a given society which is involved in a protracted conflict to maintain stability with regard to the basic perceptions and beliefs which together construct their collective social fabric.**

**Therefore, in our opinion, social resilience may be measured by investigating the changes over time in some of the salient measures of Israel society (for example: patriotism, optimism, confidence, and others) while facing the challenges of rocket attacks, hostilities, terrorism, the disengagement from Gaza, and others).**

# **The Measure of National Resilience – The Present Context and Research Questions**

**One of the central aspects which reflect the resilience of a society is the ability of its members and the sub-groups within it to cope with challenges, difficulties and even with lack of success.**

**This project, which has investigated fundamental characteristics of Israeli society over 17 different points in time, enables a unique point of view regarding the ability of Israeli society to recover following unusual occurrences.**

# **The Measure of National Resilience – The Present Context and Research Questions**

**In the present study, we focus on an investigation of changing trends in the measures of national resilience taking a comprehensive view after a decade of measuring surveys (since October 2000)**

## **General Conclusions**

**Fear- Measures of fear indicate differing perceptions of security among Jews and among minority groups with respect to the possibilities of an attack on Israel by an enemy state. Fear of terrorism has shown a declining trend throughout the decade and at its end, this fear is at its lowest level.**

**Optimism- The measure of optimism indicates that, through the decade, optimism has risen in all sectors of society.**

# **General Conclusions**

## **Confidence in institutions**

**Confidence in political institutions has eroded during the decade, although there has been a recent trend towards a relative strengthening in confidence.**

**Confidence in security institutions has had slight rises and falls, but in general, has become slightly stronger during the decade.**

**Confidence in the Supreme Court has eroded during the decade although in recent measures there has been a slight rising trend.**

## **General Conclusions**

### **Patriotism**

**At the end of the decade, both Jews and minority groups indicated a higher level of patriotism than at its start. However, among the Druze population, there has been an erosion of patriotism.**

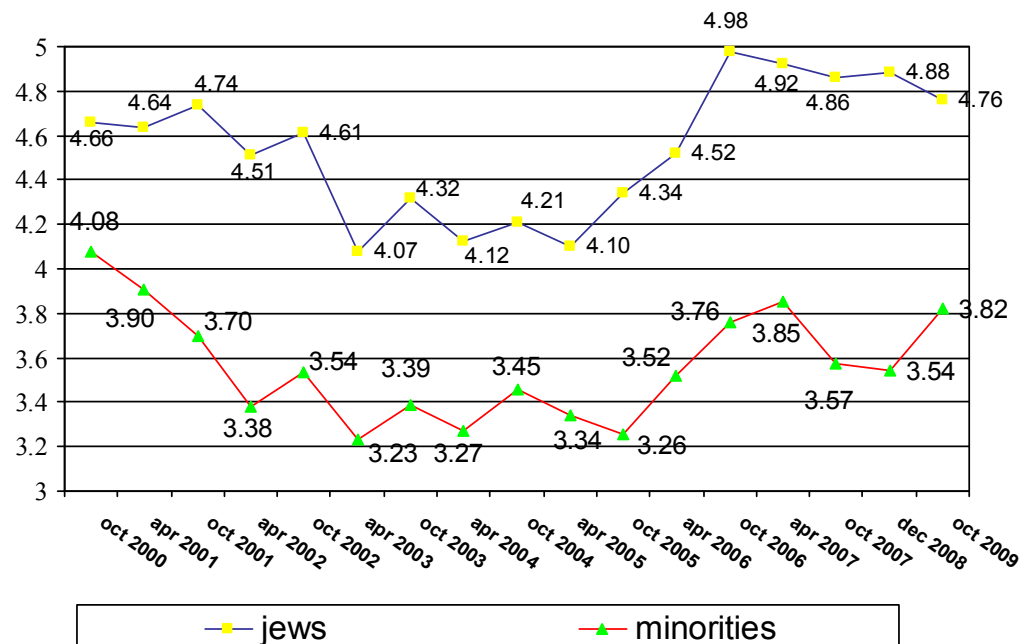
### **Militancy**

**Among the Jewish public, there has been a rise in militancy through the decade. Among minorities, this trend also characterizes Druze and Christians.**

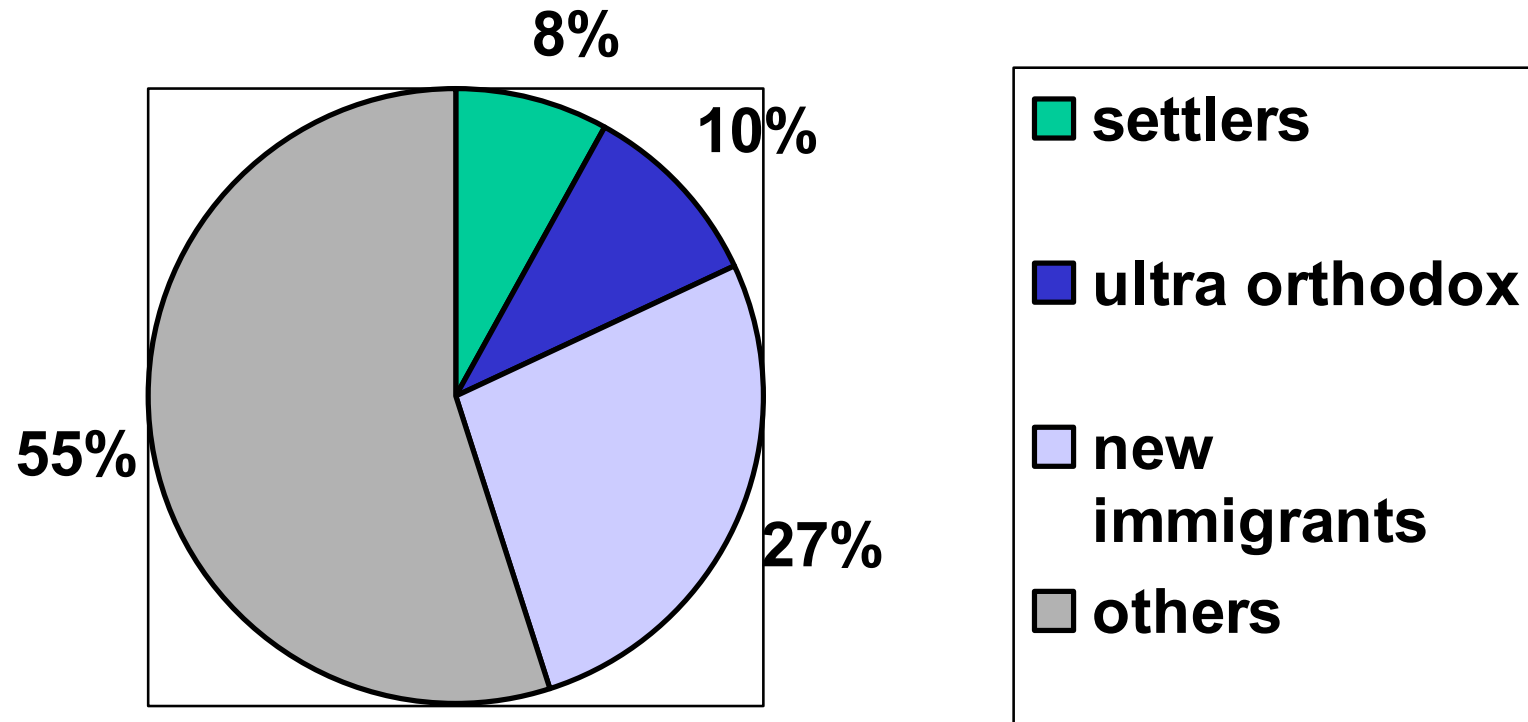


# Measures of National Resilience Project

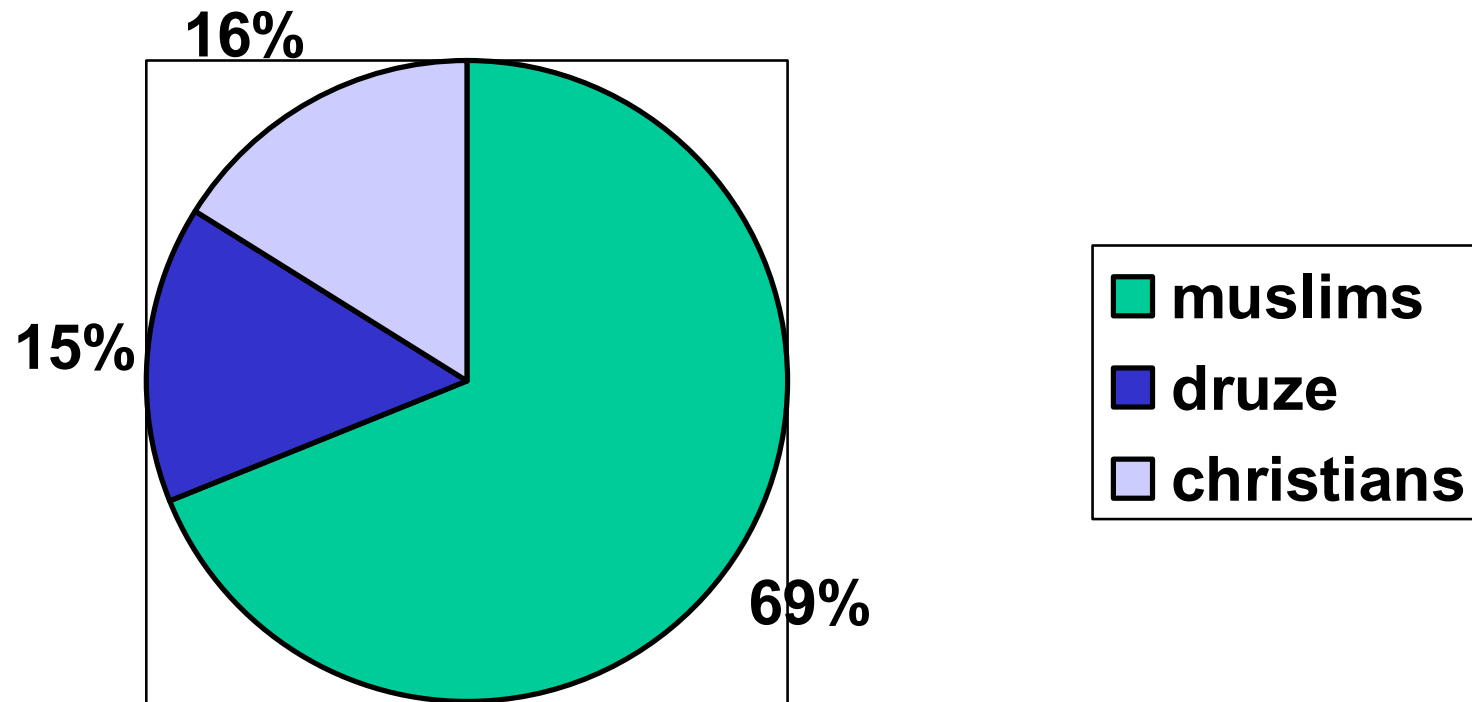
- A comprehensive semi-annual survey among a representative sample of the entire population of Israel.
- Seventeen points in time from October 2000 to October 2009.
- At each point in time, there were approximately 2000 Jewish (80%) and Arab (20%) respondents.



## Sample Population: Jews



## Sample Population: Minorities



# Measuring the Social Basis of National Resilience

All of the statements were measured  
on a scale from one (I don't agree at all) to six (I completely agree).



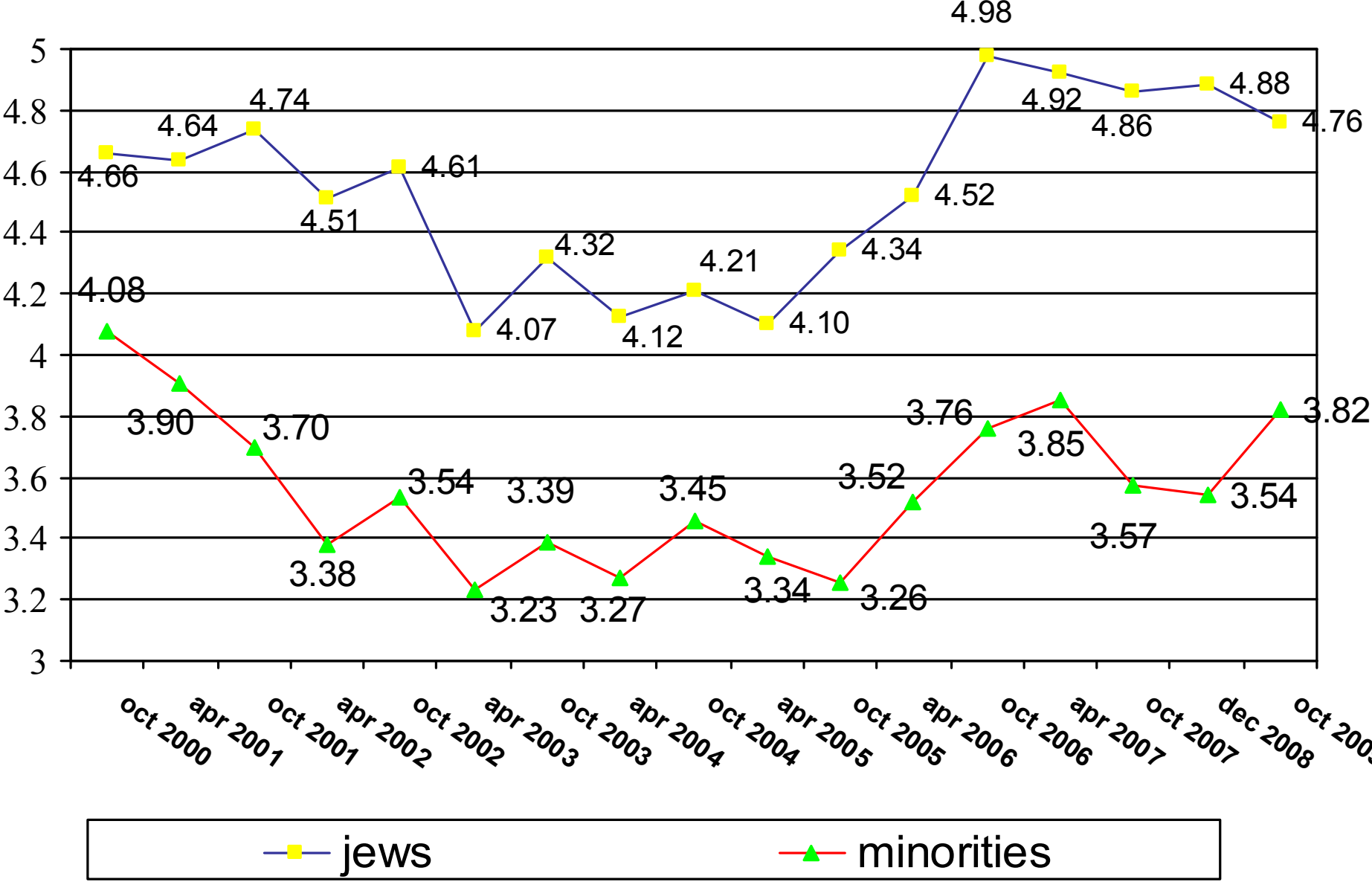
# Trends in Israeli Society Through a Decade of Measures

Israeli Society- Jews and Minorities

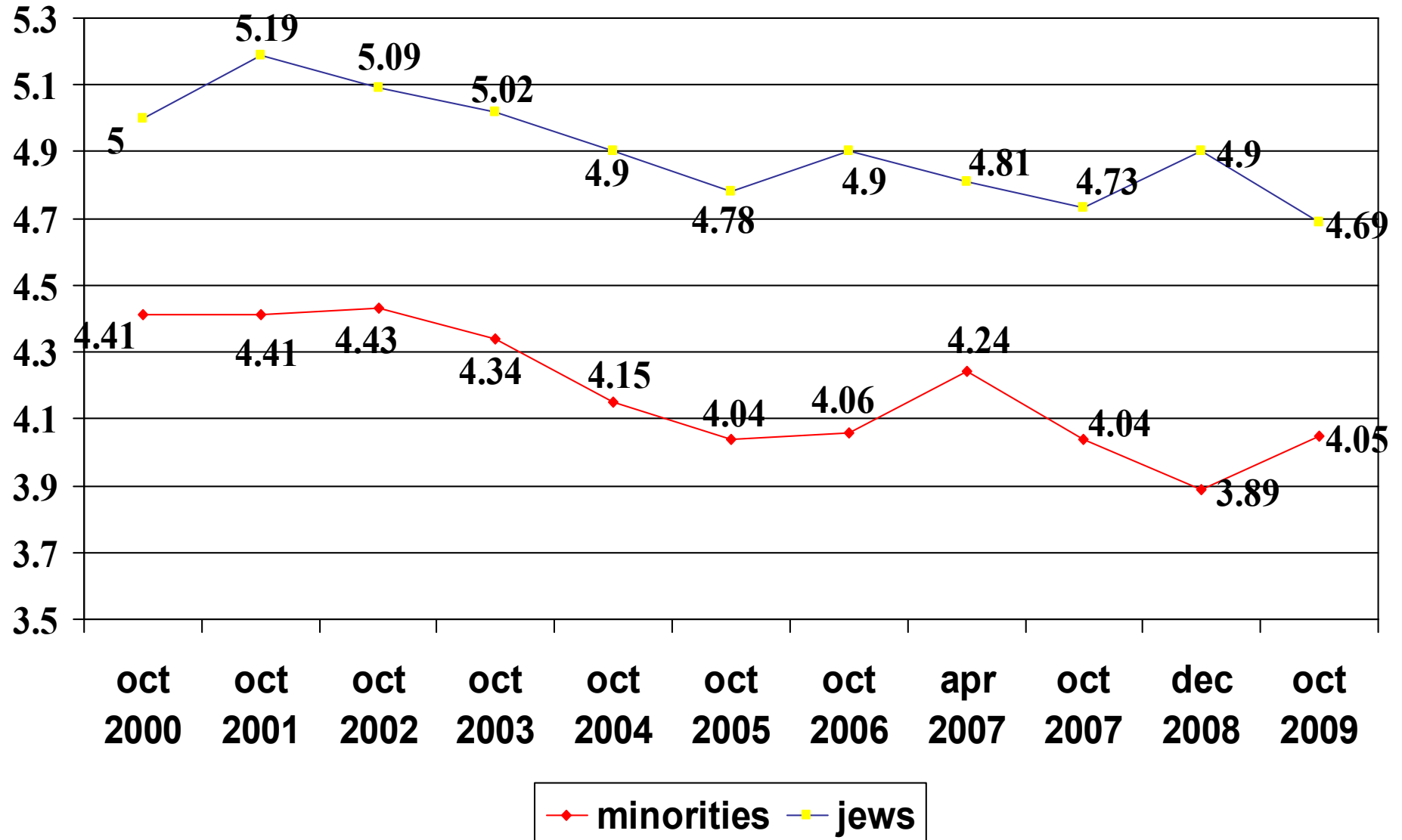
Survey Measures- October 2009



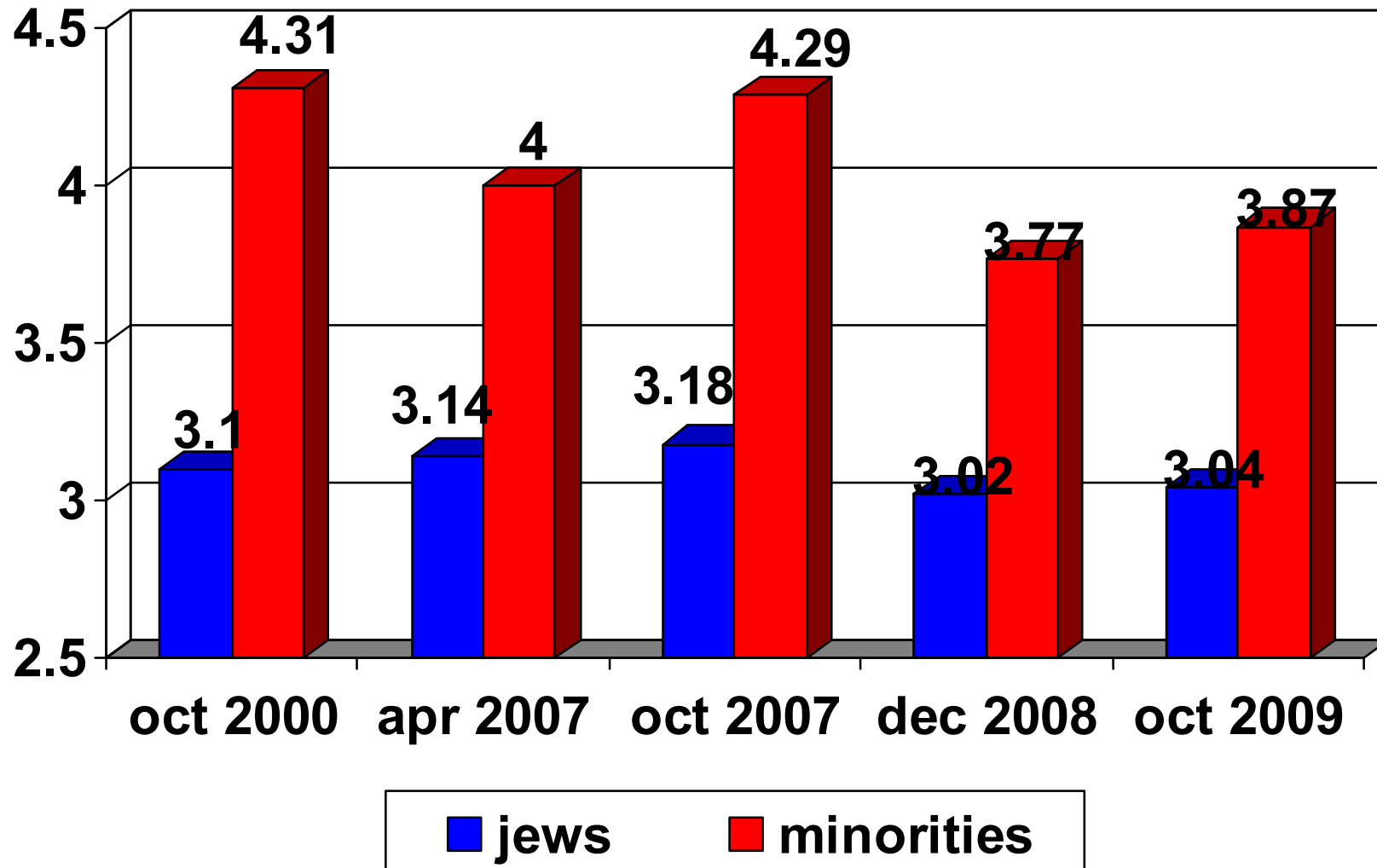
# Fear of an Attack on Israel by One of the Arab States



# Fear of Terrorism- Jews and Minorities



# To what extent do you fear that you or one of your family members will be injured by non-conventional weapons?





# **Conclusions Regarding the Measure of Fear**

## **Fear of an Attack by an Arab State:**

**During the decade, great gaps remained between Jews and minorities.**

**While the trends were generally similar in the two societies, the retention of the gap may testify to two different perceptions of security.**

**In the Jewish public, the measure of fear of attack by an Arab state is still high and it may be assumed that the population sampled included Iran in this category.**

# **Conclusions Regarding the Measure of Fear**

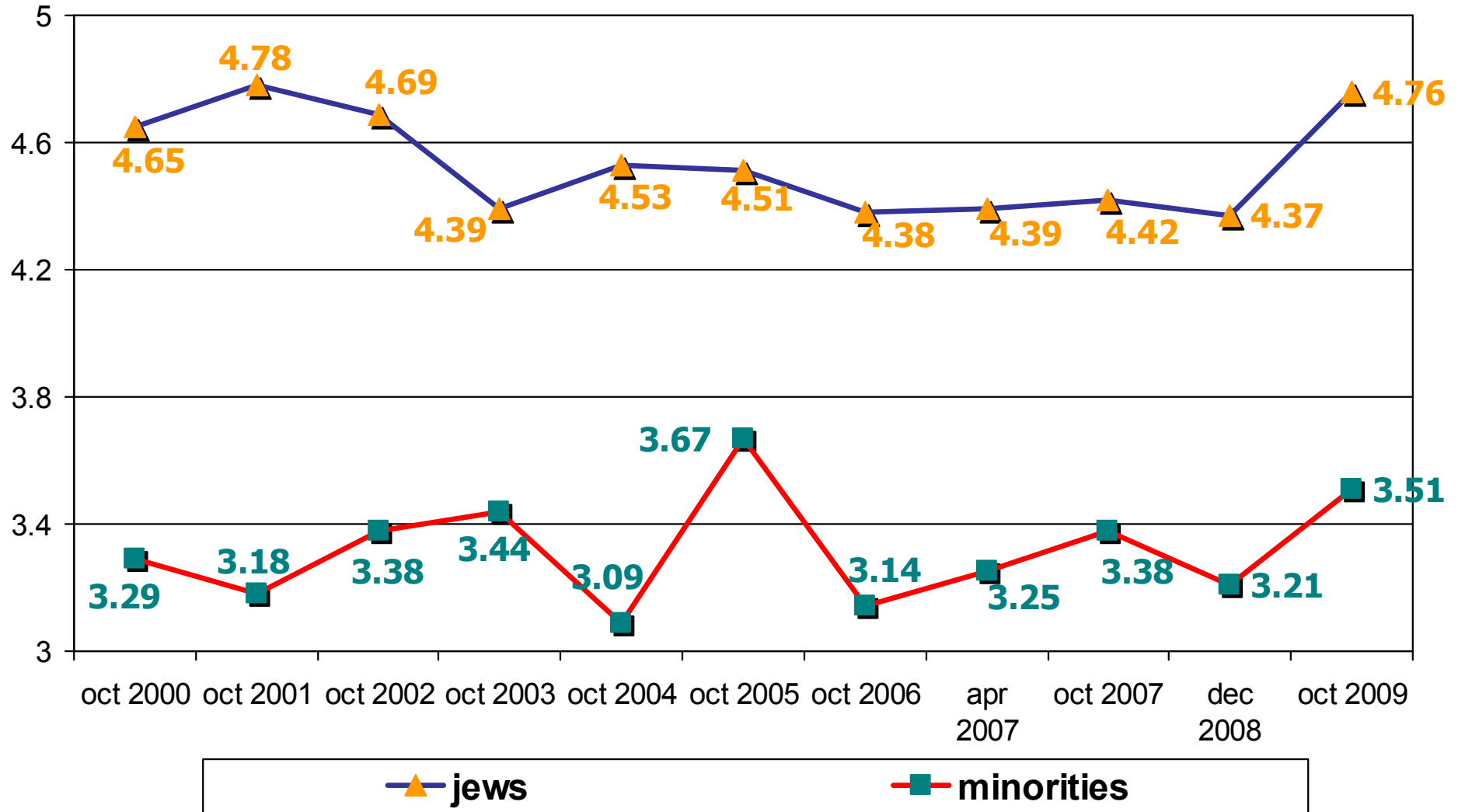
## **Fear of Terrorism**

**The gaps between Jews and minorities are generally small, and in both cases, fear has significantly decreased throughout the decade: Among Jews the most recent measure was the lowest in the decade while among minorities, it was almost the lowest.**

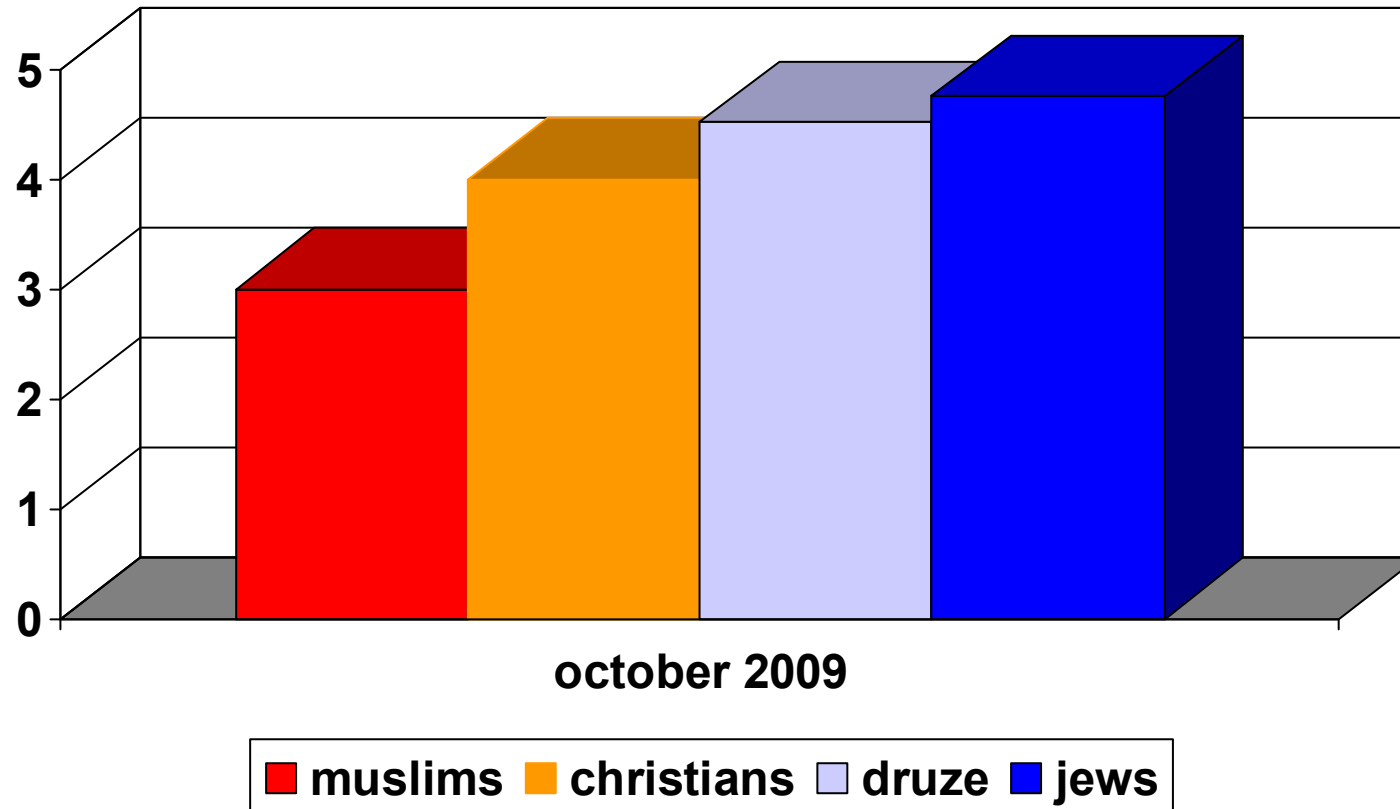
## **Fear of Being Injured by Non-Conventional Weapons**

**This measure, which was first included in the survey in the middle of the decade, shows a reduction in gaps and a trend towards a decrease in fear in the two societal groups over time.**

# National Optimism- Jews and Minorities



# National Optimism by Religious Distribution



## **Conclusions Regarding Optimism**

**The measure of optimism indicates an improved national mood:**

**Optimism has not eroded during the decade and has even risen.**

**This has especially been expressed in the most recent measure in which there is an escalation to the levels of optimism at the beginning of the decade, after a period of no change.**

**This trend can also be viewed among minorities, except for one measure which was unusually high during the disengagement from Gaza.**

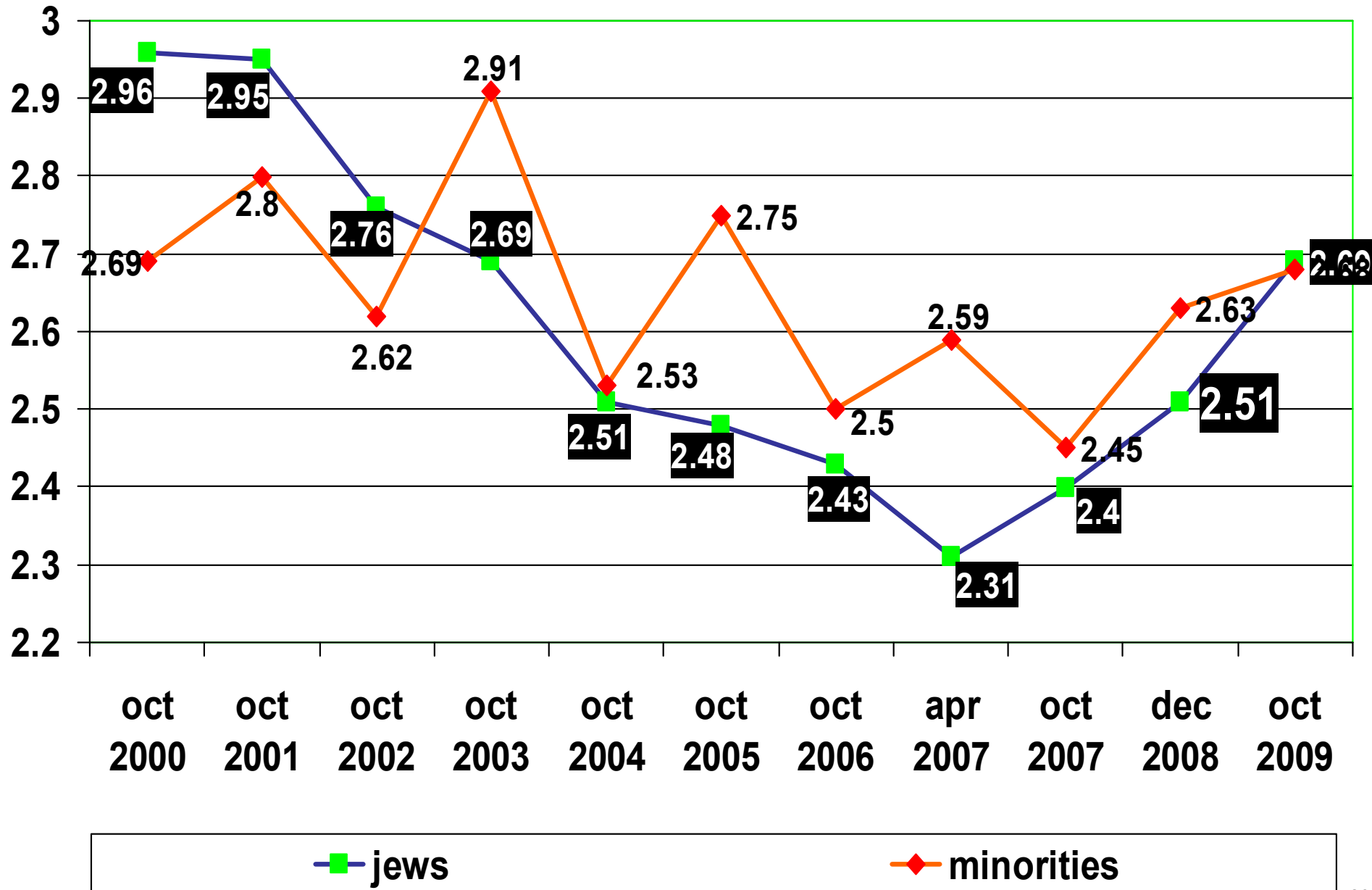
## **Conclusions Regarding Optimism**

**The measure of optimism may express the fading of the economic crisis, the reduction in terrorism and the relaxed security situation.**

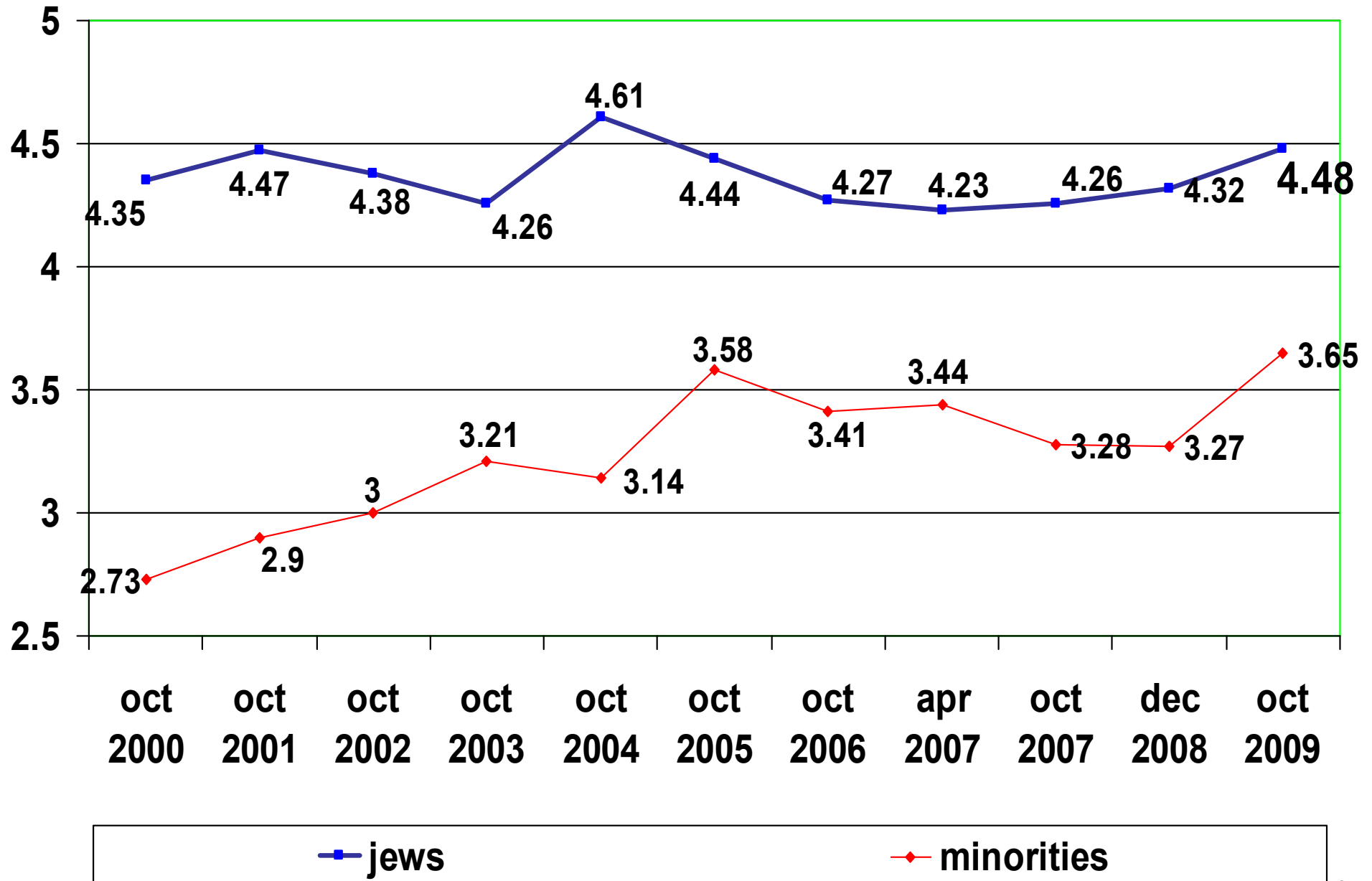
**In ranking optimism, the Jews are the most optimistic group and the Muslims are the least optimistic- by a significant gap- among minority groups.**

**The Druze are the closest in level of optimism to Jewish society.**

# Confidence in Political Institutions- Jews and Minorities

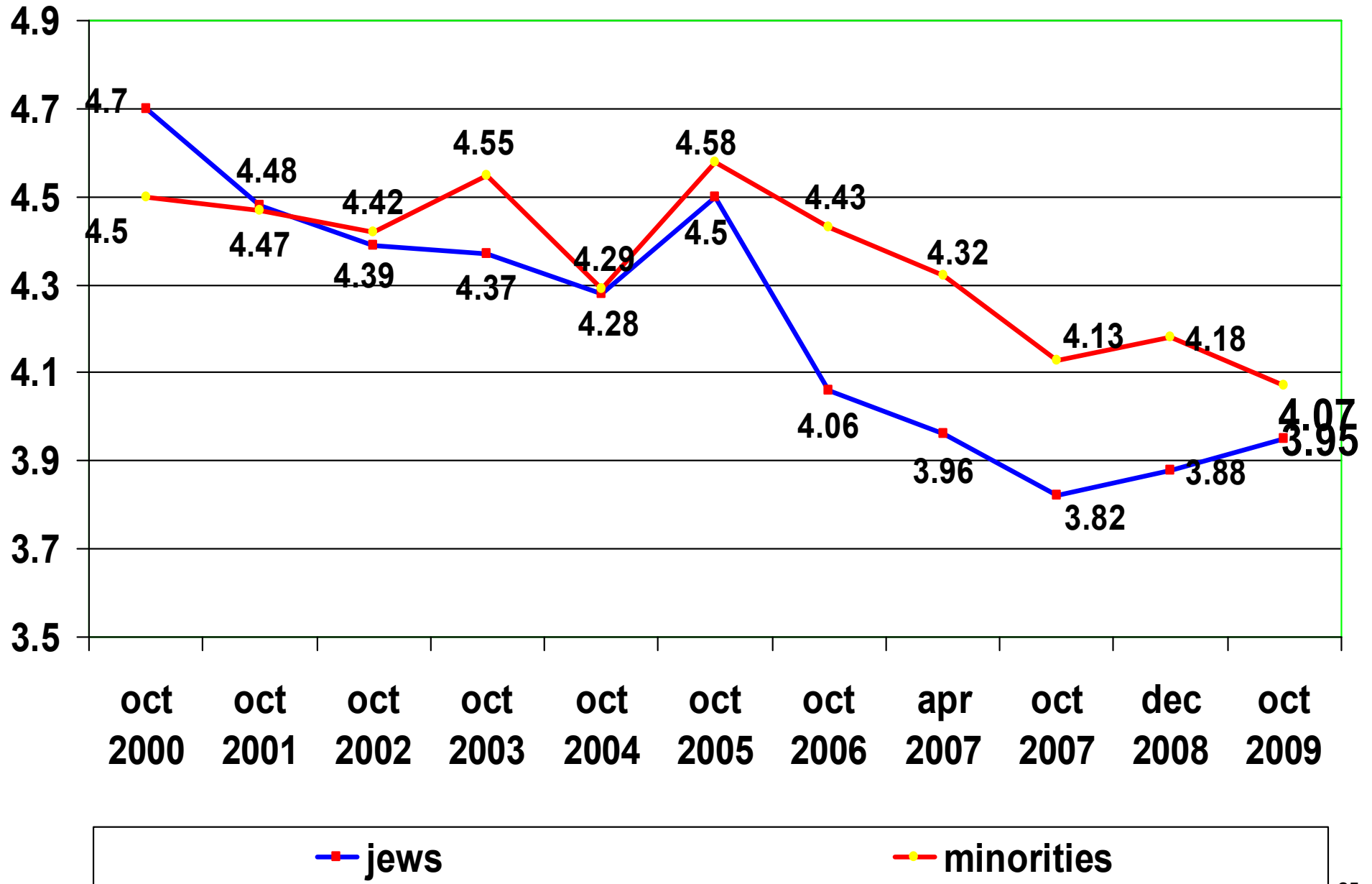


# Confidence in Security Institutions- Jews and Minorities

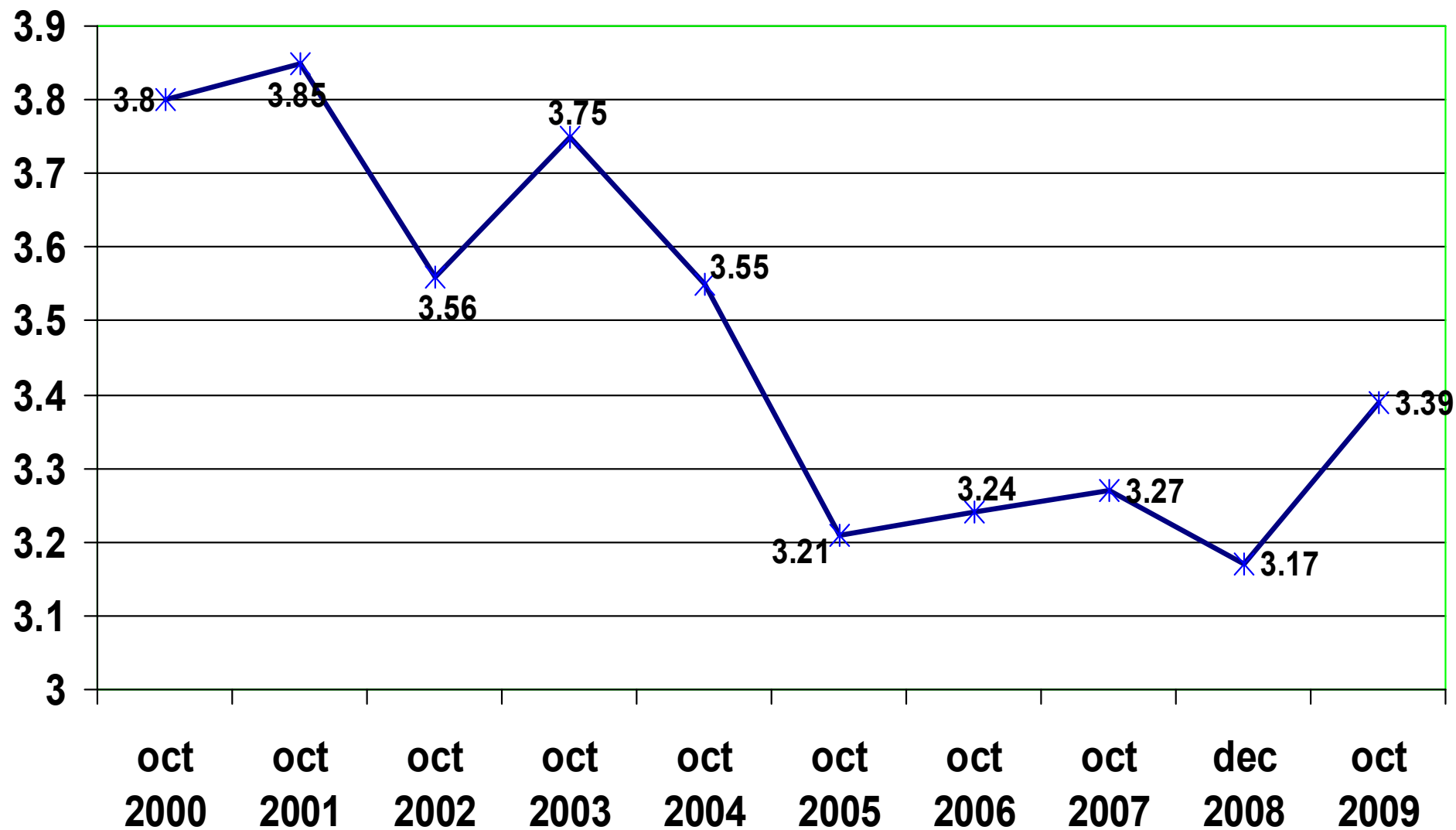




# Confidence in the Supreme Court- Jews and Minorities



## Confidence in National Institutions- Settlers



—\*— Confidence in Institutions

# **Conclusions Regarding confidence in Institutions**

## **Confidence in Political Institutions:**

**At the beginning of the decade, Jews expressed a higher level of confidence in political institutions than minority groups.**

**But decreasing confidence among the Jewish public and the increasing confidence in the Arab sector led to the fact that, during most of the decade, Jewish confidence in political institutions was lower than that of the minority groups.**

**In the most recent measures there have been signs of an opposite trend among the Jewish public- Confidence in political institutions is rising steadily and consistently, and has even equaled the level measured among the minority groups.**

# Conclusions Regarding confidence in Institutions

## Confidence in Political Institutions:

**At the end of the decade, minorities are expressing the same amount of confidence with which they began it and the Jewish public is at a lower level of confidence than at the beginning of the decade.**

# **Conclusions Regarding Confidence in Institutions**

## **Confidence in Security Institutions:**

**After a certain erosion (from October 2004 in Jewish society, and from 2005 among minority groups), in the two societal groups there has been a clear change since October-April 2007. The erosion in confidence after the Second Lebanon War has been erased and when viewing the decade as a whole, a rising trend can be identified.**

# **Conclusions Regarding Confidence in Institutions**

## **Trends Among the Settlers:**

**During the decade there has been an erosion in settler confidence in state institutions.**

**The confidence of the settlers hit a lower point in Dec. 2008 than at any time except for the time of the disengagement from Gaza. However, since then there has been a recovery in this measure.**

**In the latest measure there has been a significant rise in confidence in state institutions among the settlers, but it should be remembered that the survey was taken before the government decided on a construction freeze!**

# Conclusions Regarding Confidence in Institutions

## Confidence in the Supreme Court:

**Both in Jewish society and among minority groups the decade was characterized by a decrease in confidence. Nevertheless, at the beginning of the decade, Jews registered a higher level of confidence than minorities, and the trend was reversed (a rising trend among minorities and a fall among Jews) creating a gap in which the minorities have expressed greater confidence in the Supreme Court during the decade.**

**On the other hand- ...**

# Conclusions Regarding Confidence in Institutions

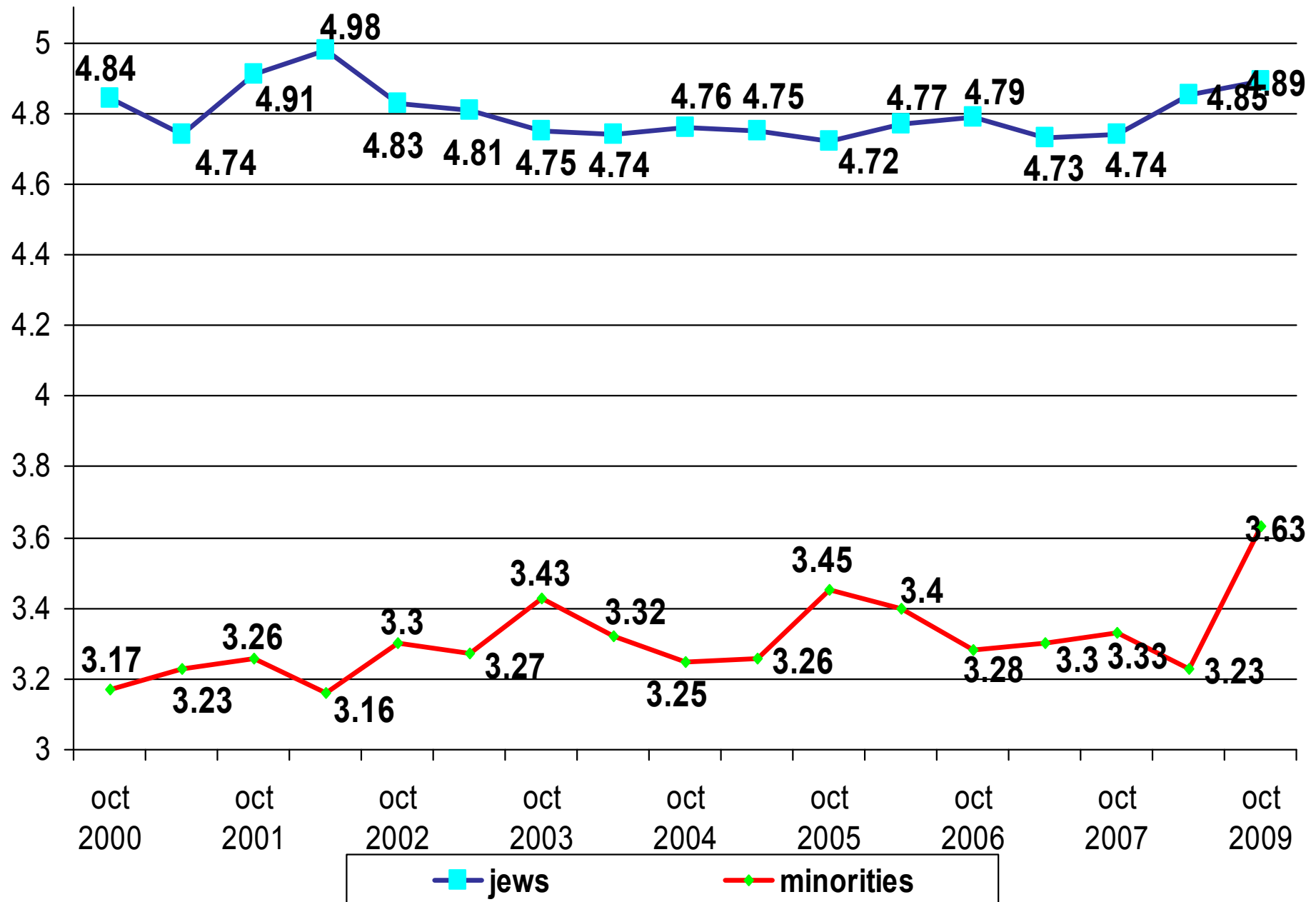
## Confidence in the Supreme Court:

**...On the other hand-**

**A fall in confidence among minorities since October 2005 and a reversed trend among Jews in the most recent measures have brought the two groups to a similar level of confidence and this reflects a general erosion among the two groups throughout the decade.**

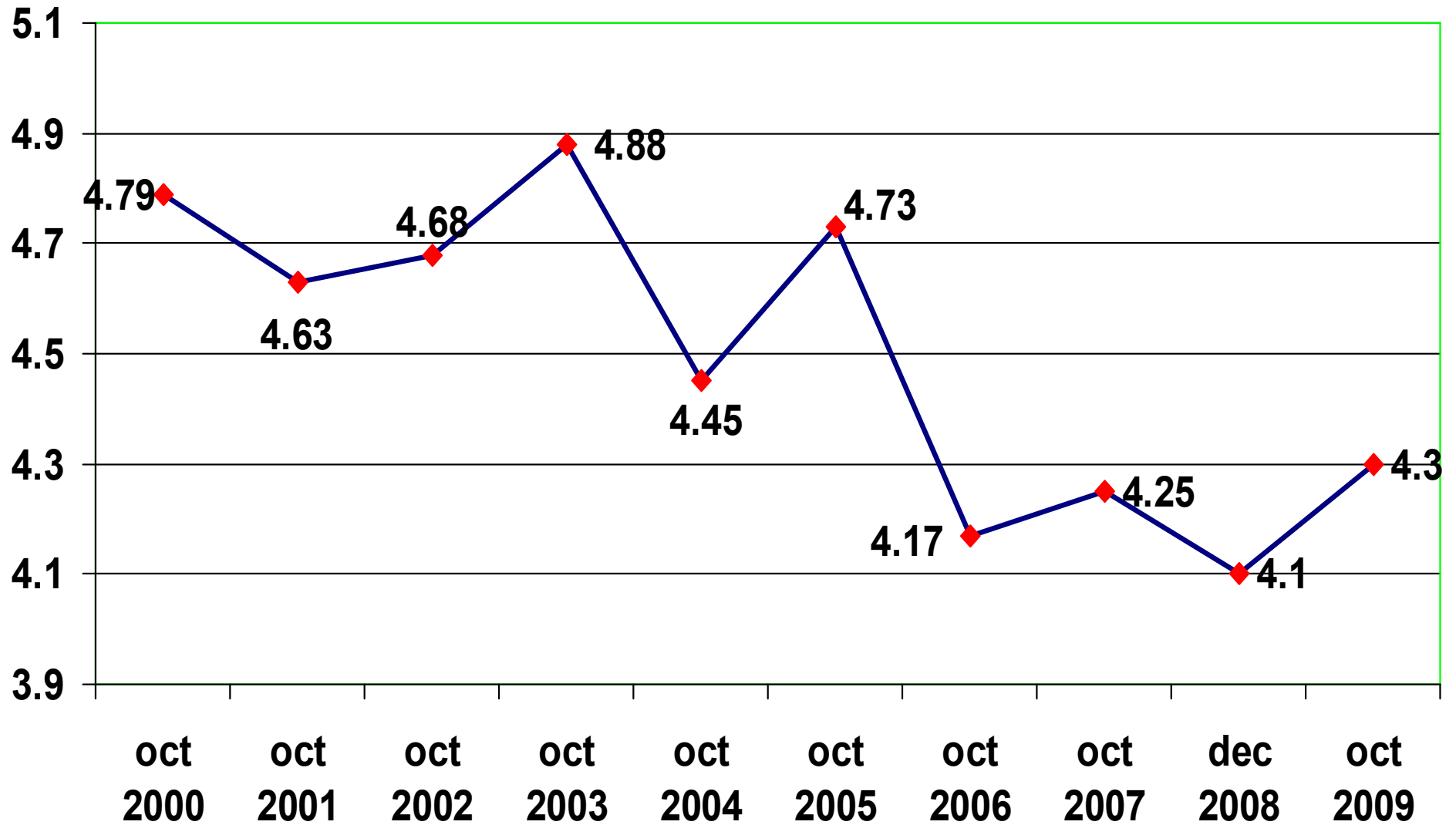


# Patriotism- Jews and Minorities

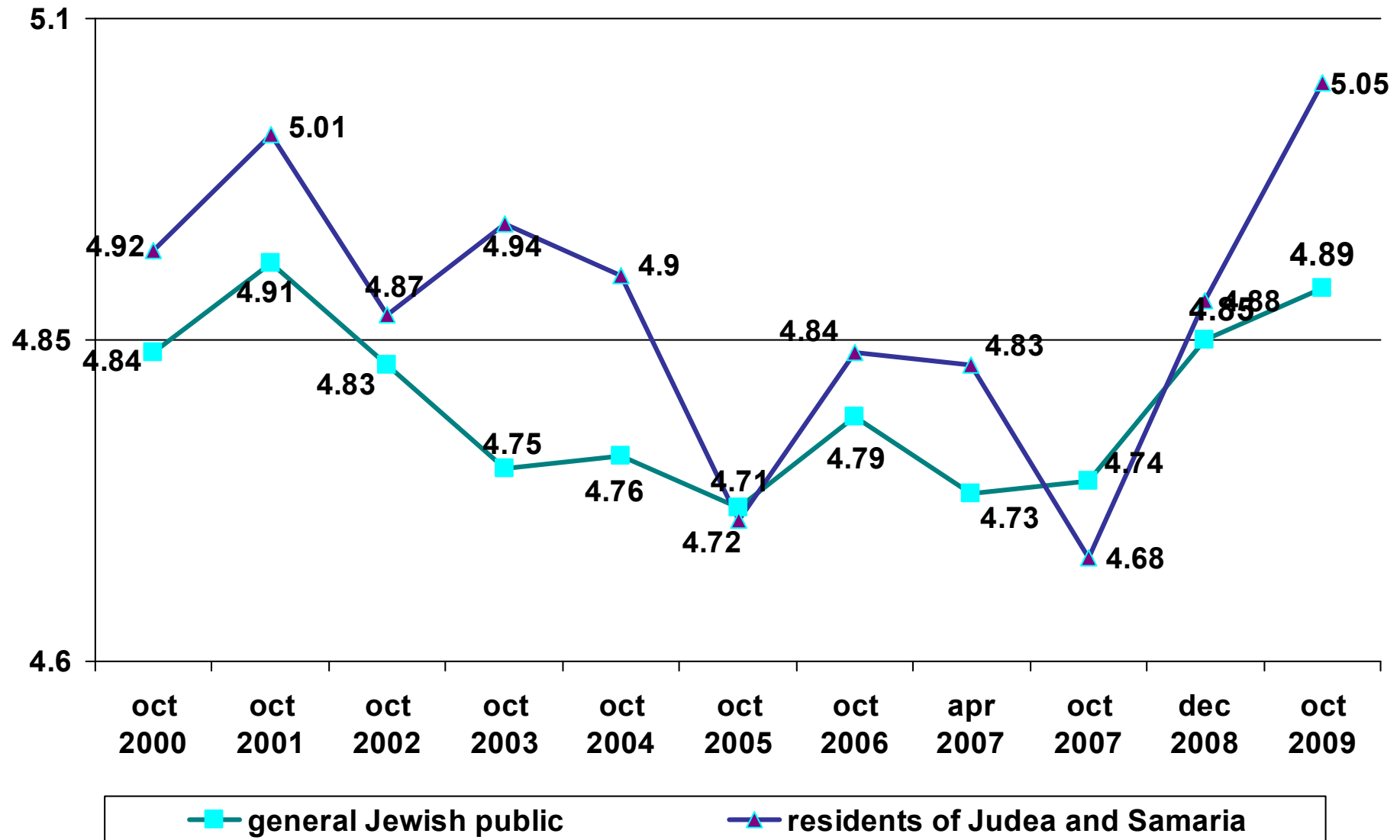


## Patriotism - Druze

“I Love Israel and I am Proud of It”



# Patriotism - The Settlers Compared to the General Jewish Population



## **Conclusions Regarding Patriotism**

**At the end of the decade, both Jews and minorities indicate a higher level of patriotism than at the beginning, with only small fluctuations which do not express a clear trend.**

**Among the minorities, the most recent survey has indicated a significant escalation in patriotism.**

**Among the Druze public, there has been a certain recovery and perhaps the decrease in patriotism which had characterized this group has been halted. However, in general, we have witnessed a clear erosion throughout the decade.**

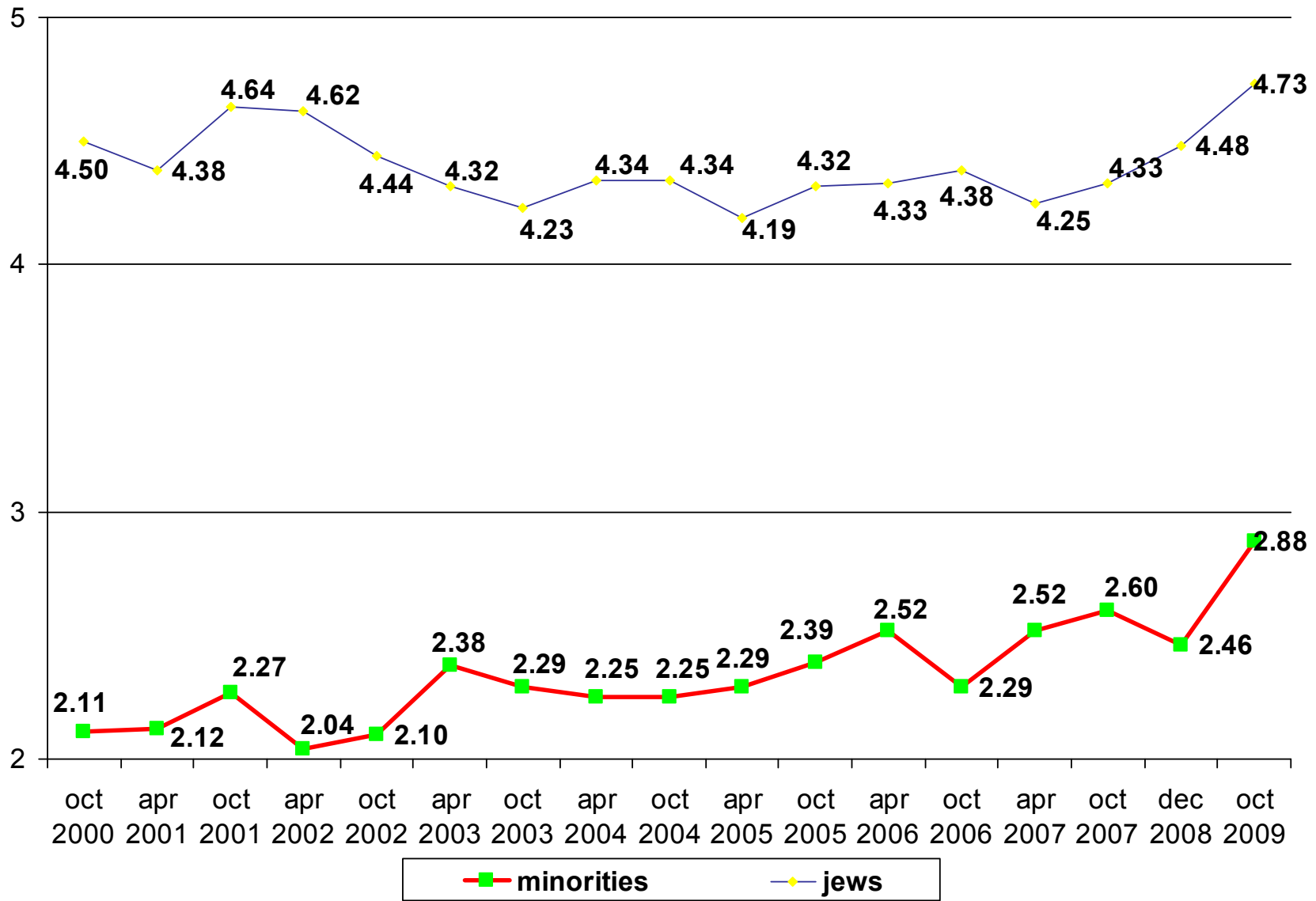
**Still, the measure of patriotism among the Druze is closer to what we know of the level among the Jewish public rather than what is common among the minorities.**

## **Conclusions Regarding patriotism**

**Among the settlers, the measure of patriotism was at its low point both in the period of the disengagement from Gaza and at the convening of the Annapolis Conference; however, in the last two years, this measure has been rising and in the most recent measure, it climbed to a new peak since the beginning of the decade.**

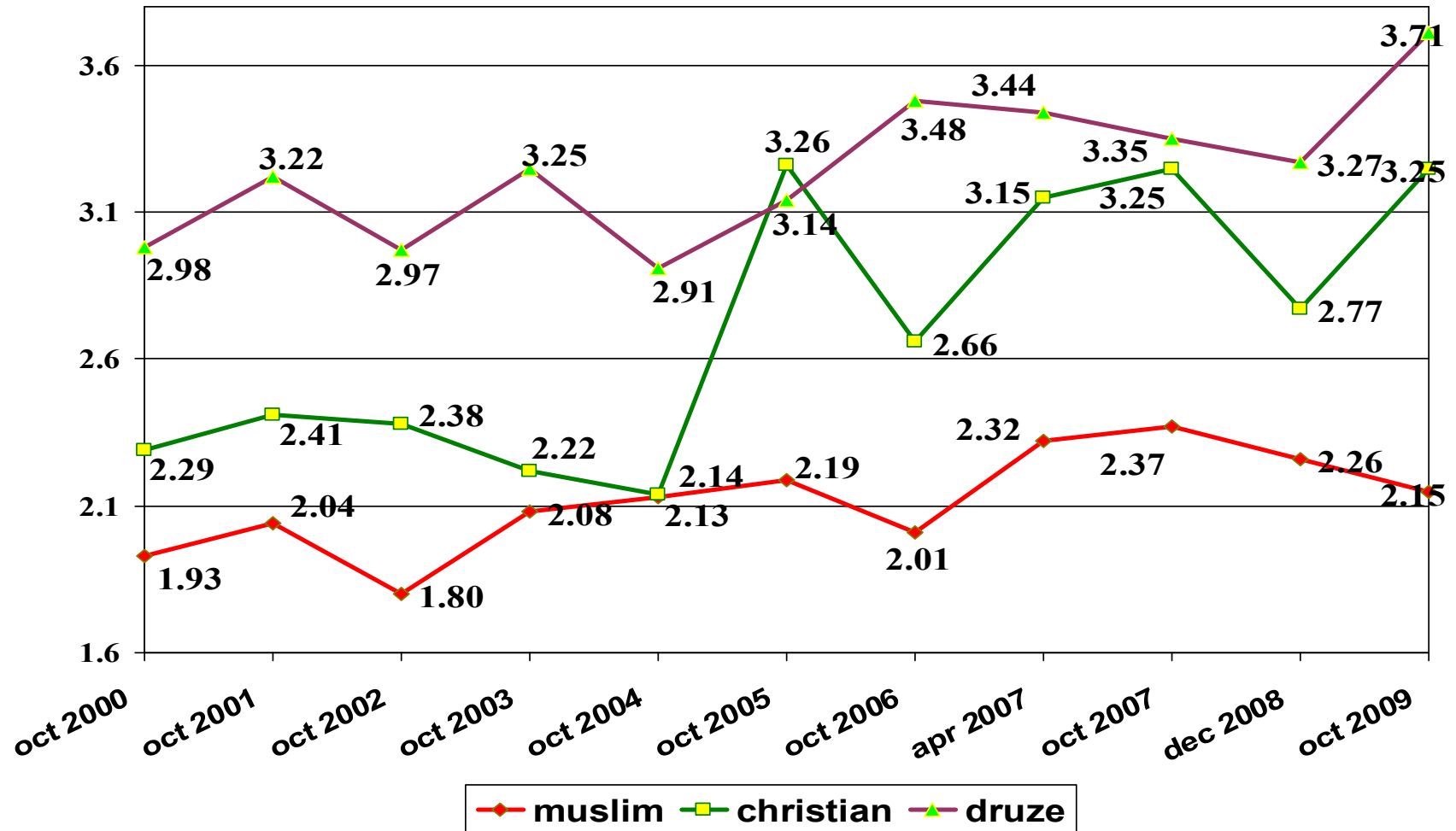
**(However, it should be remembered that the survey took place before the government decided on a construction freeze.)**

# Militancy (Support for Military Actions)



# Militancy (Support for IDF Actions)

## Minorities by Religion



## **Conclusions Regarding Militancy**

**Among the Jewish public, the trend towards a rise in militancy continues and in the most recent survey, has reached the highest level since the surveys began.**

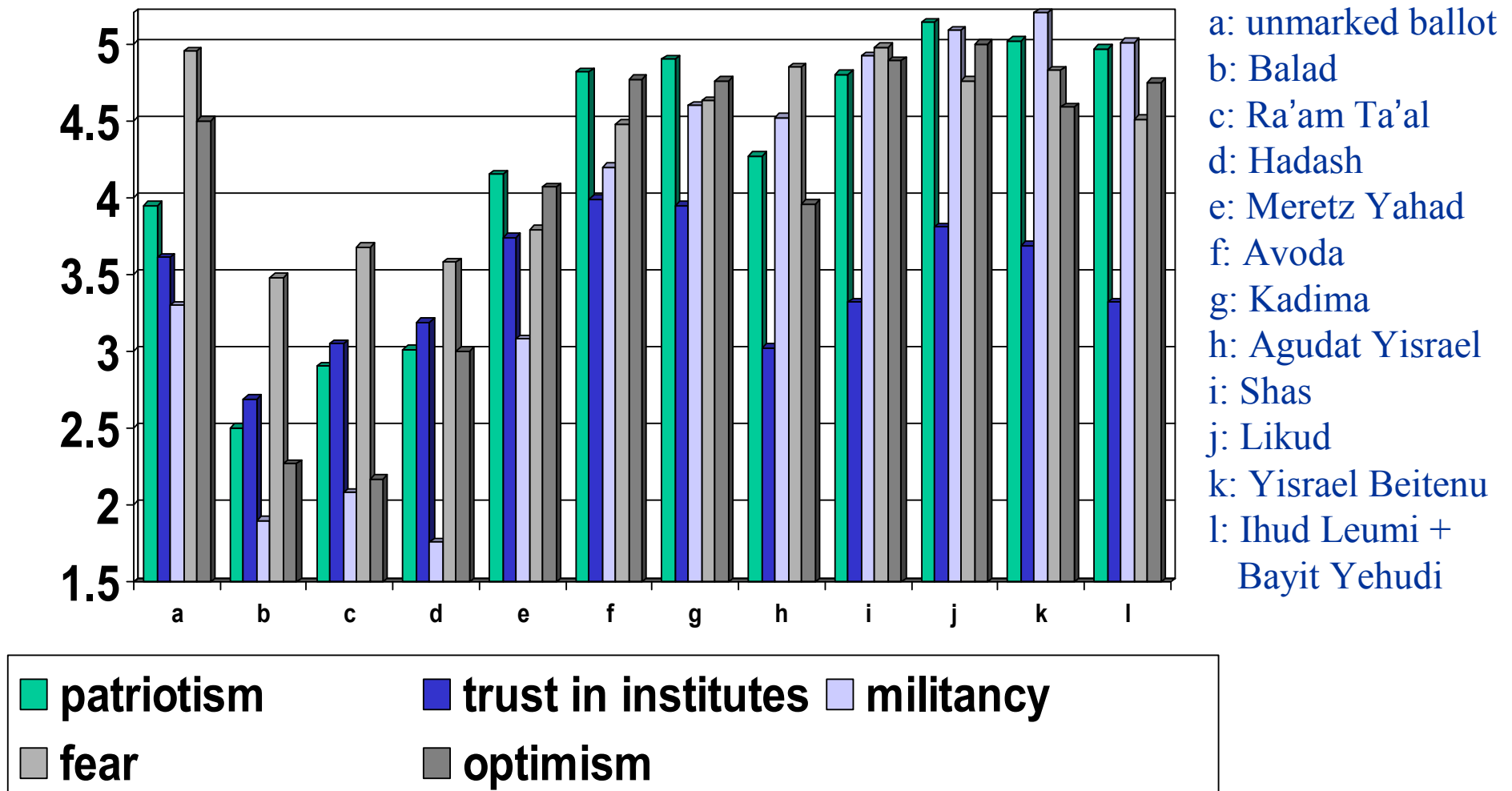
**Among the minorities, there has been a rise in the level of militancy, but an analysis of the distribution according to religion indicates that this change derives from a sharp rise in militancy both among Druze and among Christians.**

**Among the Druze, the erosion in militancy has been halted and in the latest measures, it has reached a peak since the beginning of the decade.**



# Political Distribution of the Components of Resilience

## (In the Year Following the Last Elections)



## **Conclusions Regarding Political Distribution: Patriotism**

**The measure of patriotism is highest among Likud voters, but among parties further to the right than Likud, lower levels of patriotism were found.**

**The level of patriotism among Kadima and Avoda voters is similar and a bit lower than that of Ihud Hale'umi and Habayit Hayehudi voters.**

**The level of patriotism among Shas voters is lower than that of Kadima and Avoda voters, but it is significantly higher than Agudat Yisrael voters.**

**The level of patriotism among Meretz voters is lower than among Shas voters and significantly higher than voters for Ra'am-Ta'al and Balad.**

## **Conclusions Regarding Political Distribution: Confidence in Institutions**

**Avoda voters have more confidence than Kadima voters and these two groups have the highest levels of confidence in state institutions.**

**Likud, Yisrael Beitenu and Meretz voters have similar levels of confidence in state institutions.**

**Ihud Leumi, Shas and Hadash voters have similar levels of confidence in state institutions.**

**Agudat Yisrael voters have the least confidence in state institutions among Jewish voters.**

## **Conclusions Regarding Political Distribution: Militancy**

**The level of militancy has been measured among voters of the various parties in descending order:**

**Yisrael Beitenu**

**Likud**

**Ihud Leumi**

**Shas**

**Kadima**

**Agudat Yisrael**

**Avoda**

**Meretz**

**The Arab parties**

## **Conclusions Regarding Political Distribution: Fear**

**Shas and Agudat Yisrael voters express the highest level of fear, together with Yisrael Beitenu.**

**Most of the voters express relatively high levels of fear.**

**The left wing of the political map is characterized by low levels of fear.**

**Even those who entered unmarked ballots expressed relatively high levels of fear.**

## **Conclusions Regarding Political Distribution: Optimism**

**Likud voters expressed the highest levels of optimism.**

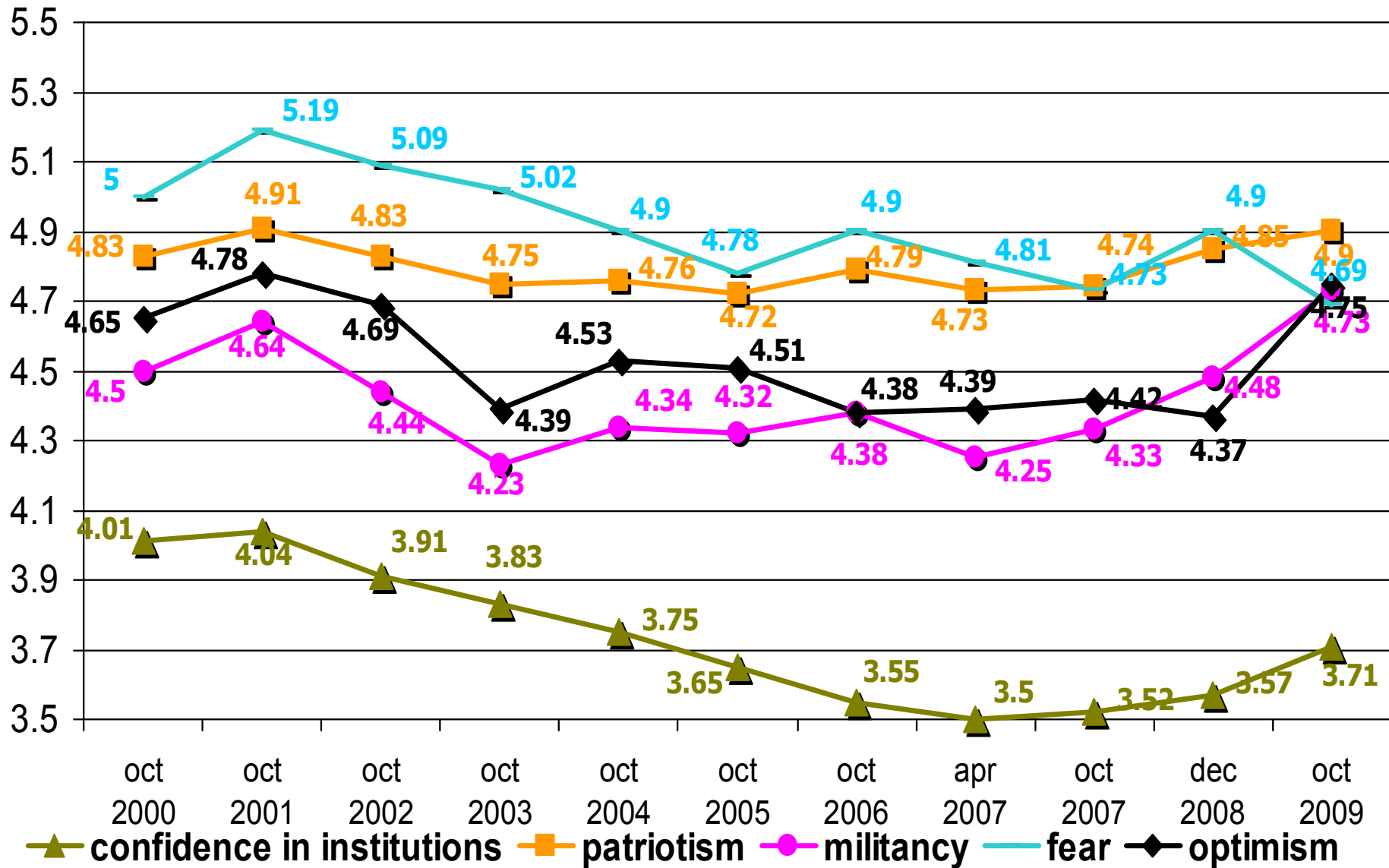
**Parties further to the right than Likud indicated lower levels of optimism.**

**Kadima, Avoda and Shas voters expressed similar levels of optimism.**

**In Agudat Yisrael, the levels of optimism were the lowest with a very significant gap in contrast to Shas voters.**

**The left of the political map expressed low levels of optimism.**

# Measures of National Resilience- Combined Index- Jews



# Measures of National Resilience- Combined Index- Minorities

